



# Turnitin Similarity Report

## More Than a Similarity Score

The Turnitin Similarity Report is a powerful tool that quickly identifies unoriginal or improperly cited student writing by highlighting similarities to the world's largest collection of internet, academic, and student paper content.

Each Similarity Report generates a similarity score which is the percentage of matching or similar text that has been uncovered. The similarity score is not a determination of plagiarism. The decision to deem any work plagiarized should be made only after careful examination of both the submitted paper and the suspect sources, not by simply viewing the similarity score

While the Similarity Report is a great resource to check student work for possible plagiarism, the true power of the report is realized when it's used as a formative assessment tool to strengthen academic writing skills and improve outcomes.

### 5 Ways to Use the Similarity Report to Improve Student Outcomes:

1. Teach students about the different types of plagiarism and how to properly attribute sources, including self-citation.
2. Increase students' respect for intellectual property and reinforce the value of authentic work.
3. Improve student's writing by teaching them the uses of and distinctions between quotations, paraphrases, and summaries.
4. Help students identify their strengths and weaknesses and target areas that need work.
5. Use unlimited drafts to empower students to check their work and improve before final submission.

# Navigating the Similarity Report

## Similarity Score and Match Overview




### Similarity Score

This number is the similarity score, which indicates what percentage of the paper matches to Turnitin's databases. It is perfectly normal for an assignment to match against some of our databases.

### Match Overview


The match overview provides a breakdown of all the matches that have been found on an assignment, ordered by highest similarity match to lowest. Each match is color-coded to help you easily identify where they're located in the paper.

## All Sources, Filters, and Downloads



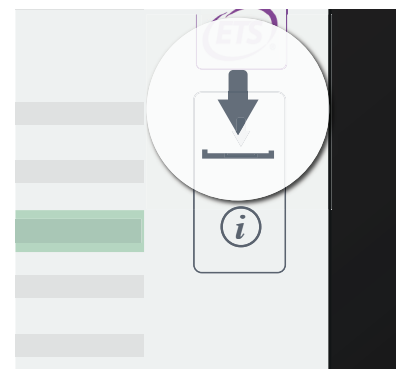
### All Sources

The all sources button displays all of the sources that have been found and sorts them by highest percentage match.



### Filters and Settings

The filters and settings button allows you to set parameters for the Similarity Report to eliminate insignificant matches. Here, you can exclude quotes, bibliography, or matches that fall under a certain word count or percentage.



### Download Report

The download report button provides options to download any of the following: current view of the essay, receipt of the submission, or the original paper that was submitted.