





Choosing & Using Educational Technology: 7 TIPS FOR SUCCESS

- 1. Align technology to course objectives**
Instruction should drive technology, technology should not drive instruction. 
- 2. Consider the cost**
Ensure technology is affordable for both you and your students.
- 3. Keep it easy**
Choose technology with an easy learning curve, and provide short tutorials or job-aids for use. 
- 4. Don't forget privacy and accessibility**
Ensure technology is accessible and include a link to the company's accessibility page and privacy policy, and have an alternate plan for students who need additional accommodations.
- 5. Increase student-to-student interaction**
Look for tools that allow students to collaborate online, either synchronously or asynchronously. 
- 6. Engage your students**
Hold live online interactions or virtual office hours with your students to increase engagement.
- 7. Promote Community Learning**
Choose technology that supports a community of learners within your online classroom. 

Remember you must obtain proper permission to use images, music and any other media.

AP Austin Peay
State University
Distance Education
www.apsu.edu/online

Austin Peay State University does not discriminate on the basis of race, color, religion, creed, national origin, sex, sexual orientation, gender identity/expression, disability, age, status as a protected veteran, genetic information, or any other legally protected class with respect to all employment, programs and activities sponsored by APSU.

