

## COURSE INFORMATION

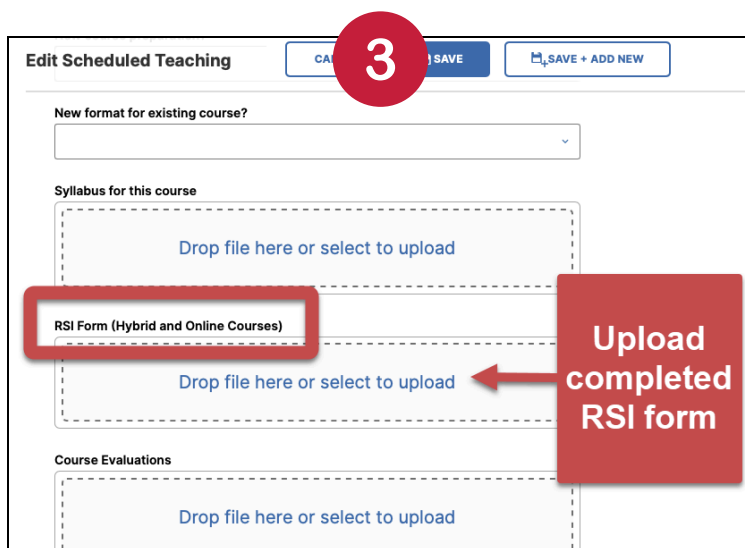
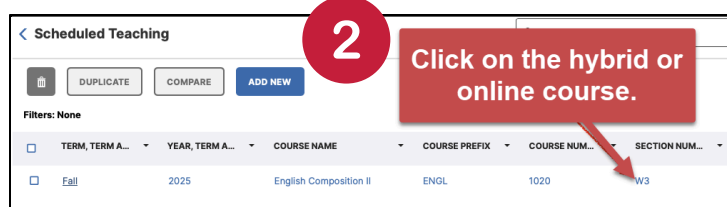
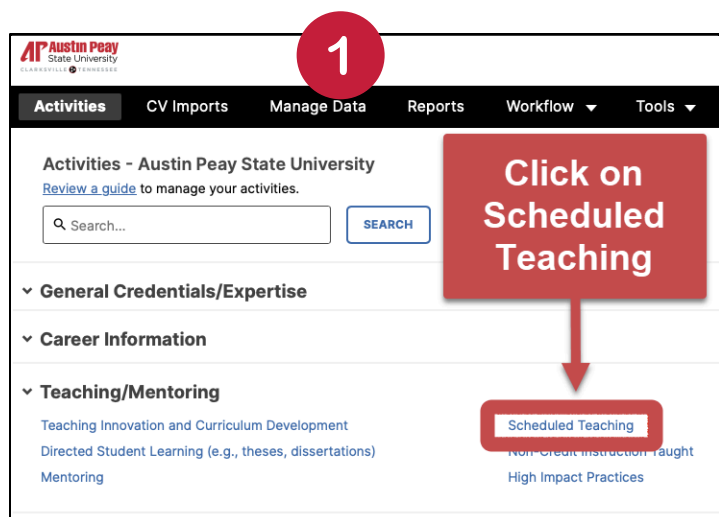
- Enter the course title as it appears in D2L.
  - Format:** Subject Course#-Section, Term Year
  - Example:** English 1010-W1, Fall 2025
- Select hybrid or online to indicate the type of distance education modality, and enter your name and the semester/year in the appropriate fields.

## SELECT TWO INSTRUCTOR-INITIATED INTERACTIONS

- Hybrid courses:** One of the selected interactions can automatically be “Hold synchronous class meetings” because you have scheduled face-to-face class meetings.
- Online courses:** Review the options and select *two* of the interactions that will happen at a regular and predictable frequency in the course. While you may meet RSI in many ways, please only check two boxes on the form. If you choose “Other”, please be sure to include answers to these three questions:
  - How do you, as the instructor, instigate the interaction?
  - How does the interaction occur regularly and predictably?
  - Is the interaction academic in nature?
- Example entry:** I email students each Friday with a summary of the previous week’s topics and a preview of the concepts for the upcoming week.

## FILING COMPLETED RSI FORMS

Beginning in Fall 2025, **RSI forms will be uploaded to Watermark in the Faculty Success** module for each relevant scheduled teaching entry.



For assistance with RSI, contact Distance Education