

# BOARD OF TRUSTEES MEETINGS

April 10, 2026

---

- 8:15 a.m.      Academic Affairs Committee  
Student Affairs Committee  
Business & Finance Committee  
Audit Committee  
Audit Committee Executive Session  
(Non-Public)
- No earlier than  
9:30 a.m.      Board Meeting

# ACADEMIC AFFAIRS COMMITTEE

---

April 10, 2026

# CONSIDERATION OF TENURE APPOINTMENTS

---

**POLICY 1:011  
STUDENT AND FACULTY  
PARTICIPATION IN DEVELOPMENT  
OF CAMPUS POLICIES AND  
PROGRAMS**

---

# **POLICY 1:020 FERPA AND CONFIDENTIALITY AND PRIVACY OF STUDENT RECORDS**

---

# STUDENT AFFAIRS COMMITTEE

---

April 10, 2026

# STUDENT TRUSTEE SELECTION

---

For the 2026-2027 Academic Year

# BUSINESS & FINANCE COMMITTEE

---

April 10, 2026

# CONSIDERATION OF NON-MANDATORY FEES

---

For the 2026-2027 Academic Year

# Consideration of Non-Mandatory Fees

## Proposed Non-Mandatory Proposed Fees FY26-27

		Existing Fee	Proposed Fee	New / Additional Revenue Proposed	Current Revenue Generated by Fee	Total Revenue Generated by Fee
Aviation Science Flight Instruction	New	\$0	\$60	\$233,550		\$233,550
Aviation Science Ground Instruction	Existing	\$55	\$60	\$18,750	\$206,250	\$225,000
Business Course	Existing	\$55	\$60	\$140,000	\$1,560,000	\$1,700,000
College of Behavioral and Health Sciences	Existing	\$5	\$10	\$276,761	\$276,761	\$553,522
CoSTEM Student Success	Existing	\$5	\$10	\$280,000	\$280,000	\$560,000

# CONSIDERATION OF HOUSING RATES

---

For the 2026-2027 Academic Year

# Consideration of Housing Rates

## Proposed Housing Rate Increases

Residence Type	Residence Halls	Current 2025-2026	Proposed 2026-2027	Percentage Increase
Double Occupancy	Sevier, Blount, Harvill	\$ 3440	\$ 3545	3%
	Castle, GTN, GTS, Eriksson	\$ 4065	\$ 4185	2.9%
Single Occupancy	Sevier, Blount, Harvill	\$ 4300	\$ 4430	3%
	Castle, GTN, GTS, Eriksson	\$ 5080	\$ 5230	2.9%
	Meacham: Double	\$ 3485	\$3590	2.9%
	Meacham: Single	\$ 4355	\$ 4485	2.9%
	Two Rivers: Double	\$3485		
	Two Rivers: Single	\$4355	\$4500	3.2%
Apartment Style	Hand Village	\$ 4195	\$ 4295	2.3%
	Emerald Hill, Buildings 1-12: 1 Bedroom	\$4165	\$4350	4.3%
	Emerald Hill, Buildings 1-12: 1.5 Bedrooms	\$4335	\$4500	3.7%
	Emerald Hill, Buildings 13-15: 2 Bedrooms	\$3800	\$4000	5%
	Emerald Hill, Buildings 13-15: 3 Bedrooms	\$3665	\$3850	4.9%

2026 - 2027  
Weighted Average  
Housing Increase:

**2.92%**

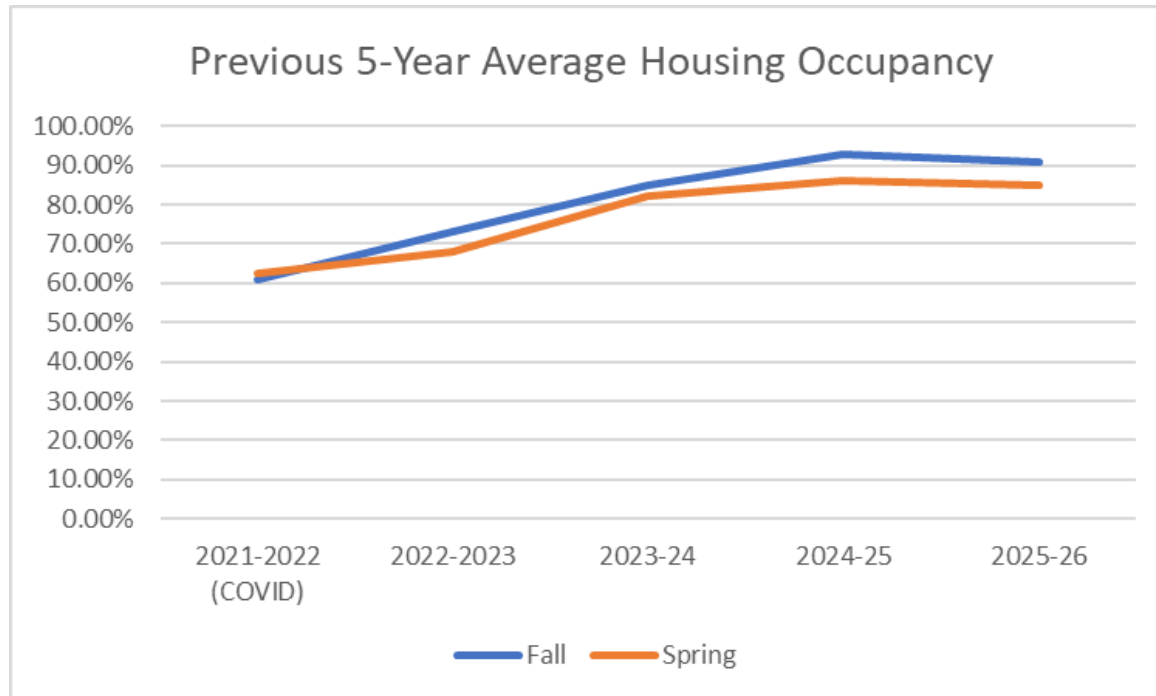
### Previous 5 Years

2021 - 2022	1.0%
2022 - 2023	4.38%
2023 - 2024	3.5%
2024 - 2025	2.0%
2025 - 2026	0.0%

# Consideration of Housing Rates

Previous 5 Year Housing Occupancy

Year	2021-2022	2022-2023	2023-2024	2024-2025	2025-2026
Fall	60.8%	73%	85%	93%	91%
Spring	62.5%	68%	82%	86%	85%



# CONSIDERATION OF BLOUNT HALL HVAC REPLACEMENT AND UPGRADES PROJECT

---

# Consideration of Blount Hall HVAC Replacement & Upgrades Project

- Total Project Cost: \$ 1,614,700.05
- Lifecycle Replacement & Repairs of approximately 55 existing unit ventilators and four-pipe fan coils with new in-kind equipment to improve reliability, performance, and system longevity
- Project funded by Housing Reserves

# REVIEW OF THE GOVERNOR'S BUDGET RECOMMENDATIONS

---

# Review of the Governor's Budget Recommendations

## Governor's Operating Budget Recommendation 2026-2027

Item	Governor's Proposal
Health Insurance	\$1,105,200
Outcomes Growth & Formula Funding	\$889,800
Capital Maintenance (One-Time)	\$3,000,000
<b>Grand Total</b>	<b>\$4,995,000</b>

# REVIEW OF FISCAL YEAR 24-25 FINANCIAL REPORT

---

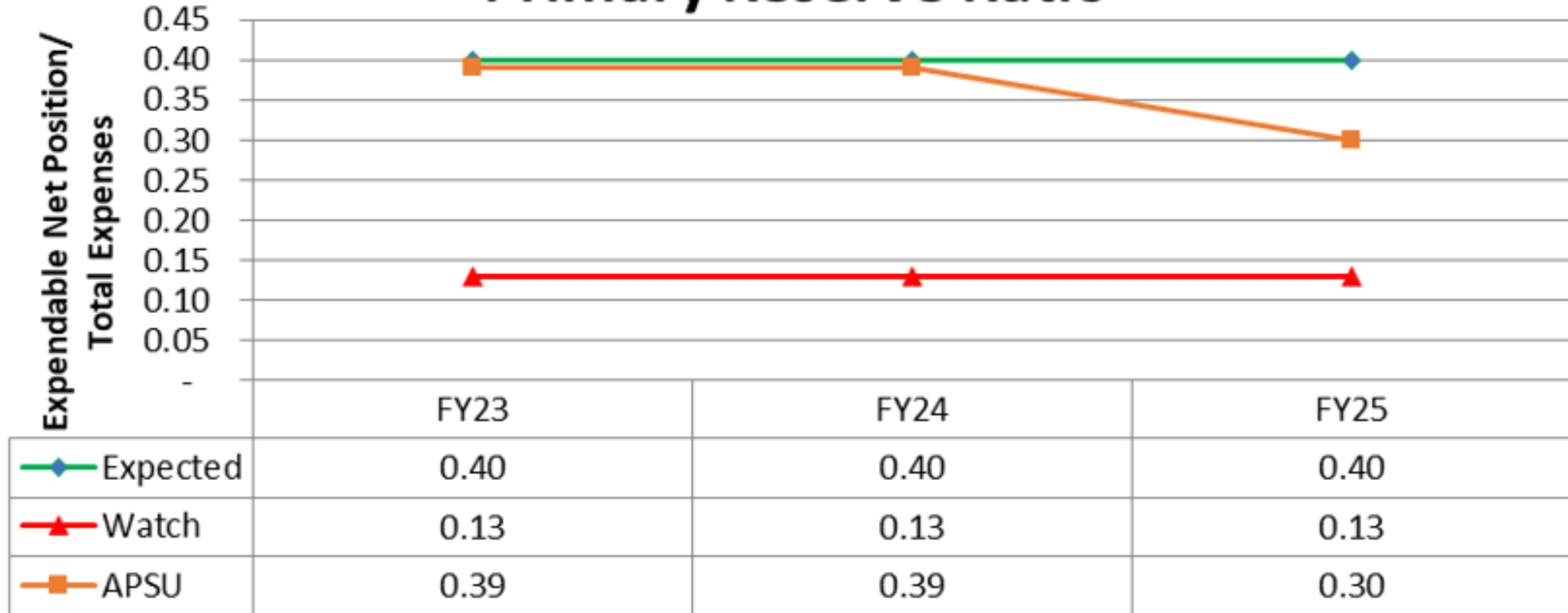
# Review of FY 24-25 Financial Report

## Primary Reserve Ratio

The primary reserve ratio compares the level of assets that an organization can quickly access and spend to satisfy its fiscal obligations. In describing the organization's ability to support current operations from available expendable resources, the ratio measures the financial strength of the organization.

# Review of FY 24-25 Financial Report

## Primary Reserve Ratio



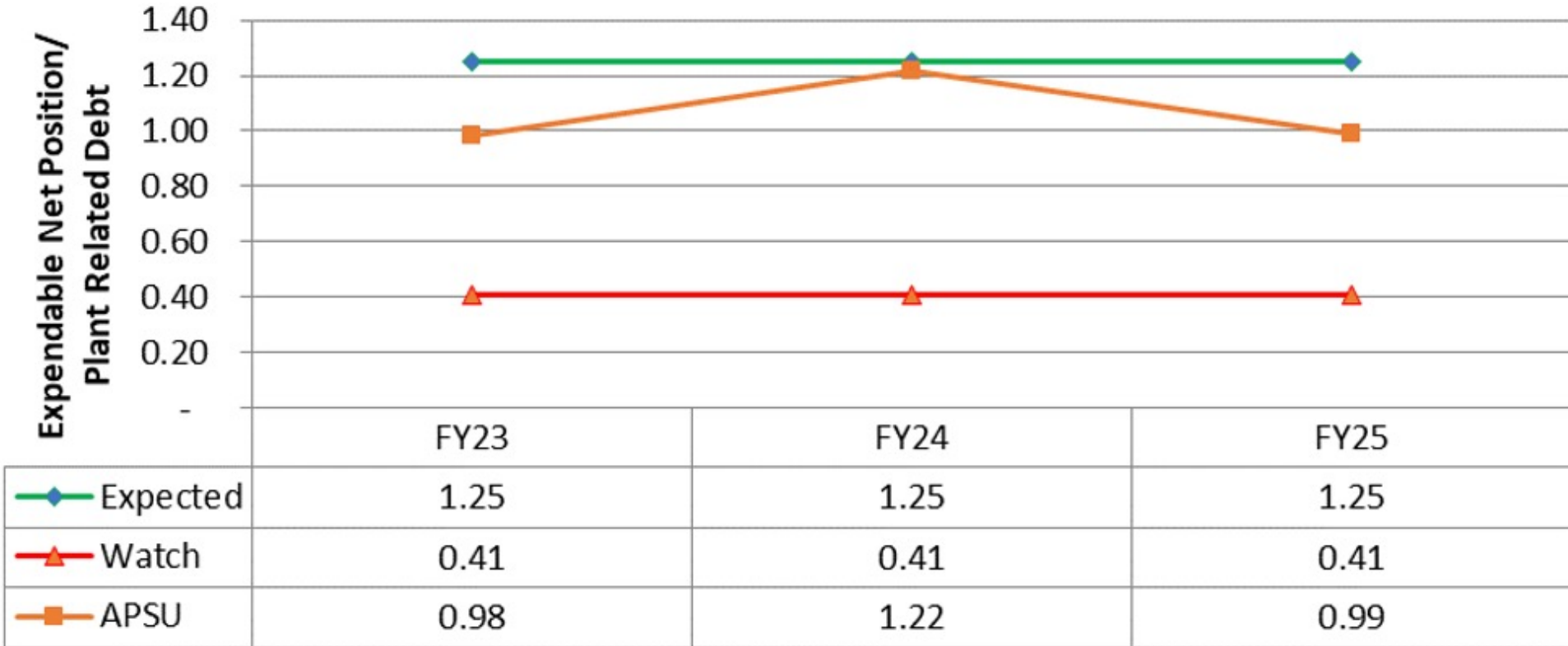
# Review of FY 24-25 Financial Report

## Viability Ratio

In measuring the availability of sufficient cash, or other convertible assets, to pay institutional obligations as of the date of the Statement of Net Assets, this ratio indicates the relative liquidity of the organization. The ratio has stabilized and reflects an upward trend.

# Review of FY 24-25 Financial Report

## Viability Ratio



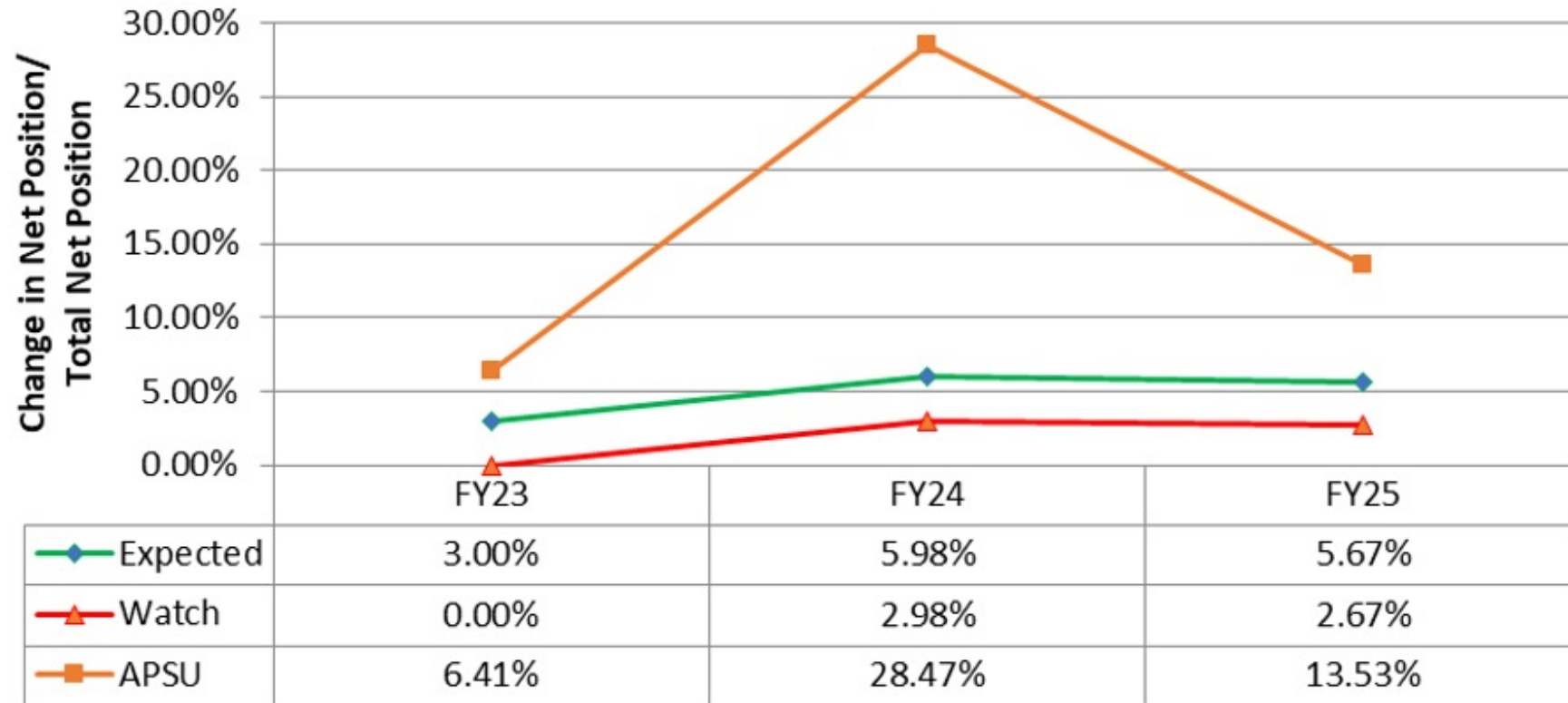
# Review of FY 24-25 Financial Report

## Return on Net Assets Ratio

This ratio measures economic return in order to determine whether an institution generated or used up net assets in a given year. In a Not-for-Profit company, this ratio is critical to demonstrate a return on invested capital (net assets). Major changes are generally due to major gifts or appropriations for capital investment.

# Review of FY 24-25 Financial Report

## Return on Net Assets Ratio



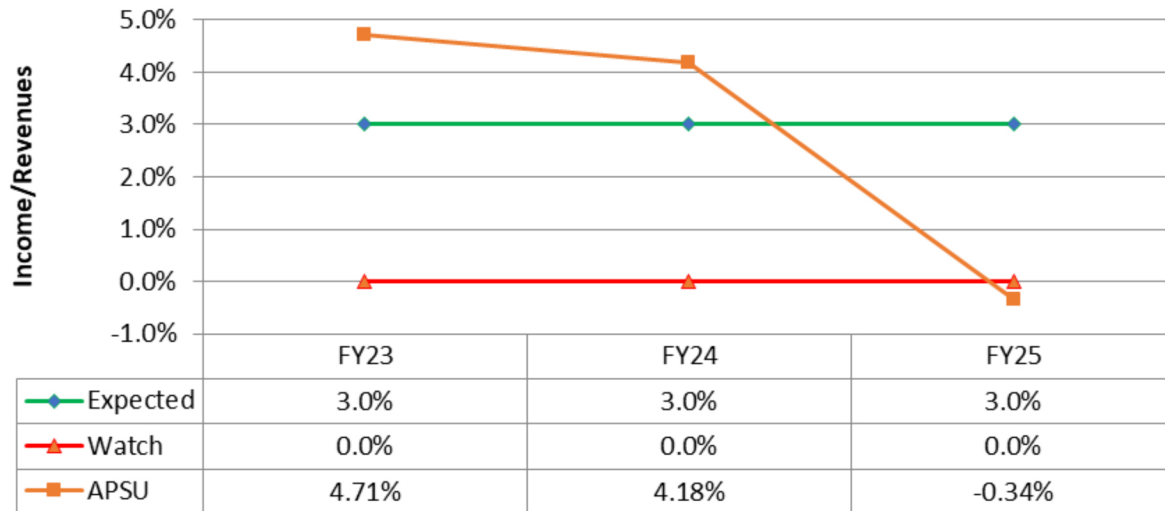
# Review of FY 24-25 Financial Report

## Net Operating Revenues Ratio

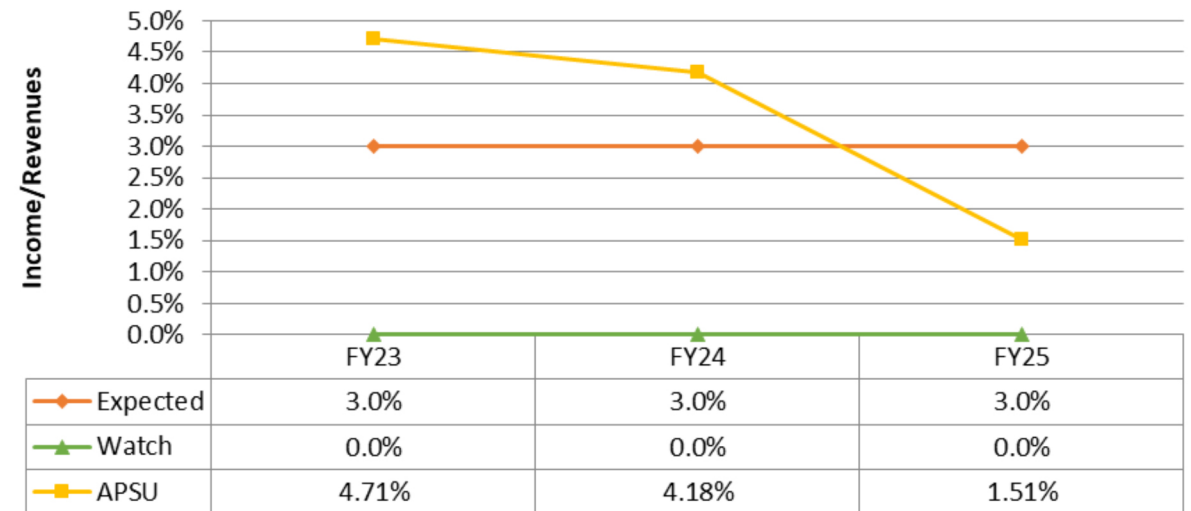
The Net Operating Revenues Ratio is used to measure the operational efficiency of management and indicates whether the institution is living within available resources. Universities modify the calculation by including state appropriations as revenue even though accounting principles define appropriations as non-operating. This is standard in the industry and appropriate because expenditures depend on the use of this source of funding.

# Review of FY 24-25 Financial Report

## Net Operating Revenues Ratio



## Adjusted Net Operating Revenues Ratio




*Adjusted Net Operating Revenues without the one-time Oracle Implementation Costs. The funds were received in the prior year and implemented in FY25.*

# Review of FY 24-25 Financial Report

## Composite Financial Index (CFI)

The CFI includes four commonly used financial ratios: Primary Reserve Ratio, Viability Ratio, Return on Net Assets Ratio, and Net Operating Revenues Ratio. The four calculated ratios are weighted and added together to produce the CFI. Examining the trend of an institution's CFI score over an extended period offers a more stable long-term view of an institution's overall financial performance.

# Review of FY 24-25 Financial Report



# AUDIT COMMITTEE

---

April 10, 2026

# APPROVAL OF FISCAL YEAR 2026 REVISED AUDIT PLAN

---

# REVIEW OF FISCAL YEAR 2025 FINANCIAL STATEMENT AUDIT

---

Performed by the State Comptroller's Office

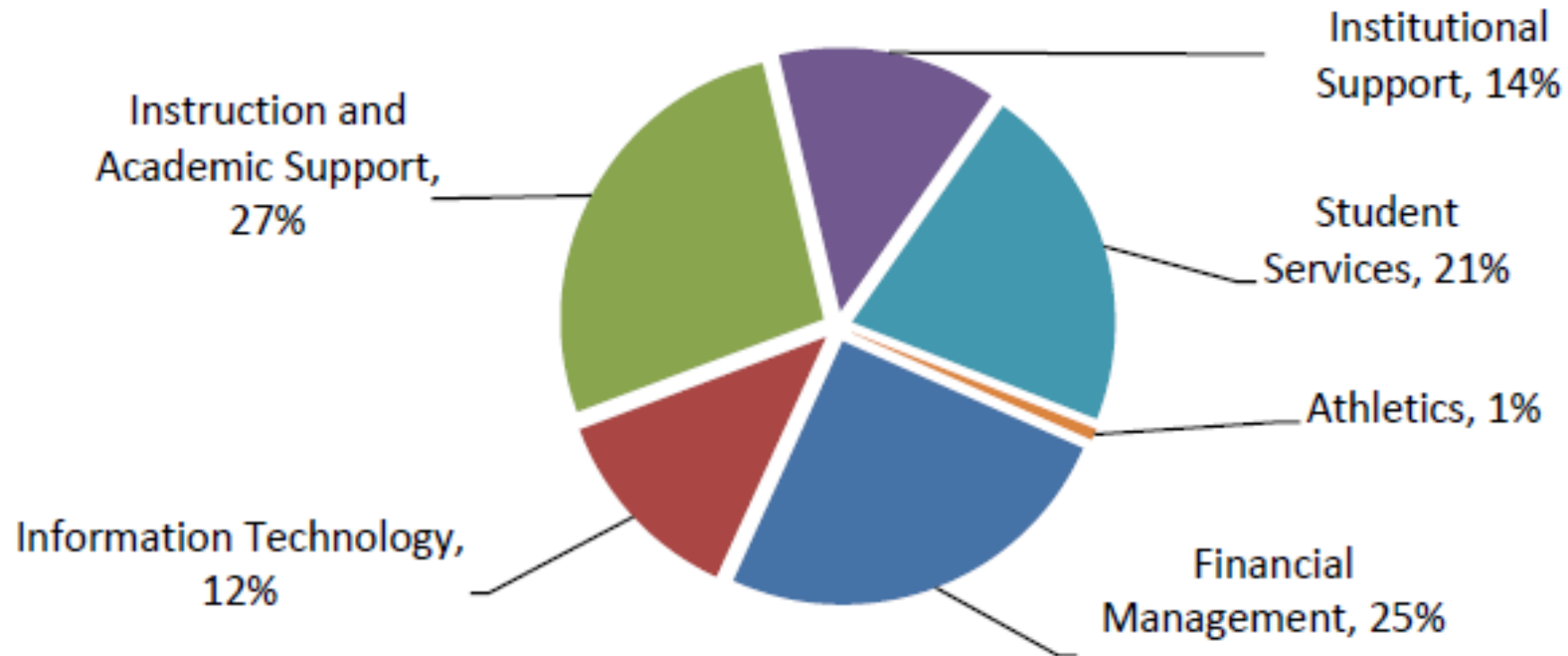
# REVIEW OF INTERNAL AUDIT REPORTS

---

Released between November 7, 2025, and March 12, 2026

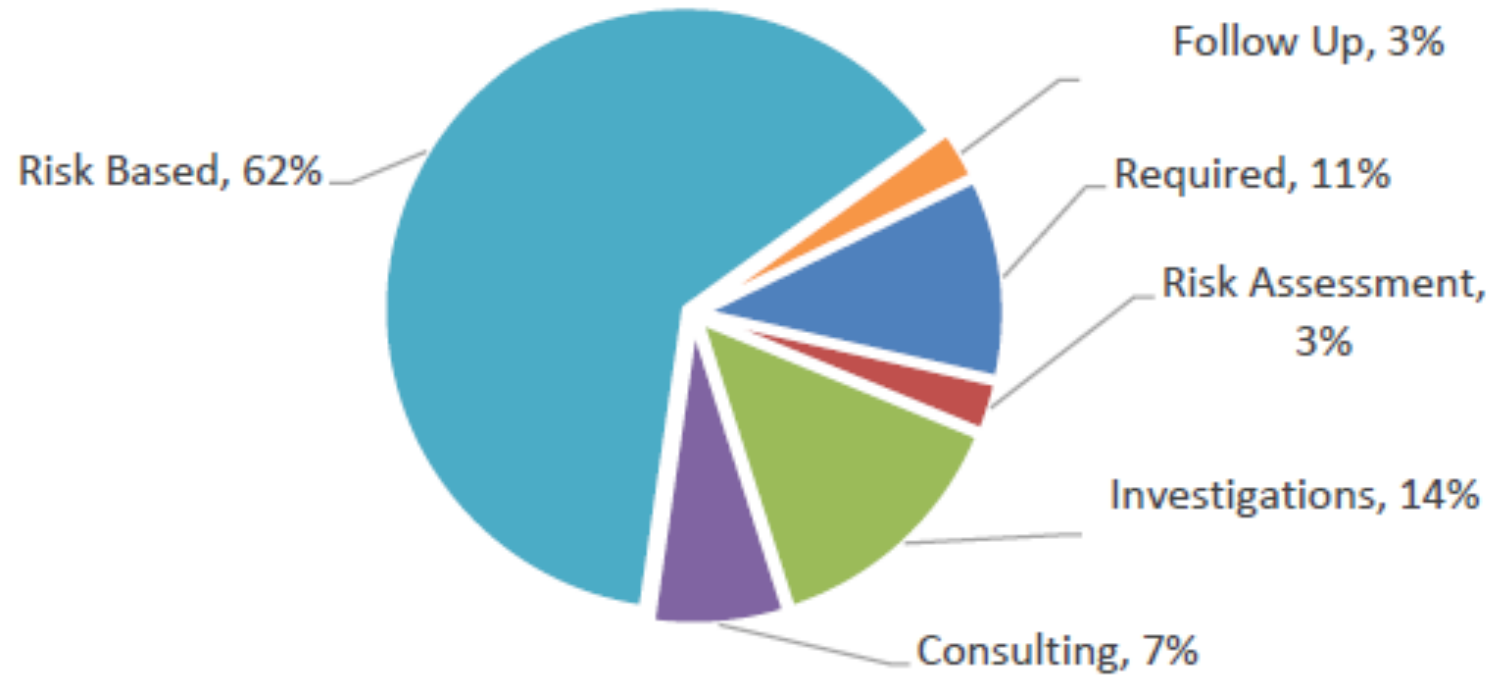
# *Revised Internal Audit Plan*

## FY2026 Audit Time by Audit Area



# *Revised Internal Audit Plan*

## FY2026 Audit Time by Audit Type



# REVIEW OF CLIENT SATISFACTION SURVEY RESULTS

---

For Calendar Year 2025

# BOARD OF TRUSTEES MEETING

---

April 10, 2026

# CAMPUS SPOTLIGHT

---

April 10, 2026



# BOARD MEETING DATES FOR 2027

---

# Board Meeting Dates for 2027

April 9, 2027

June 4, 2027

September 10, 2027

December 3, 2027

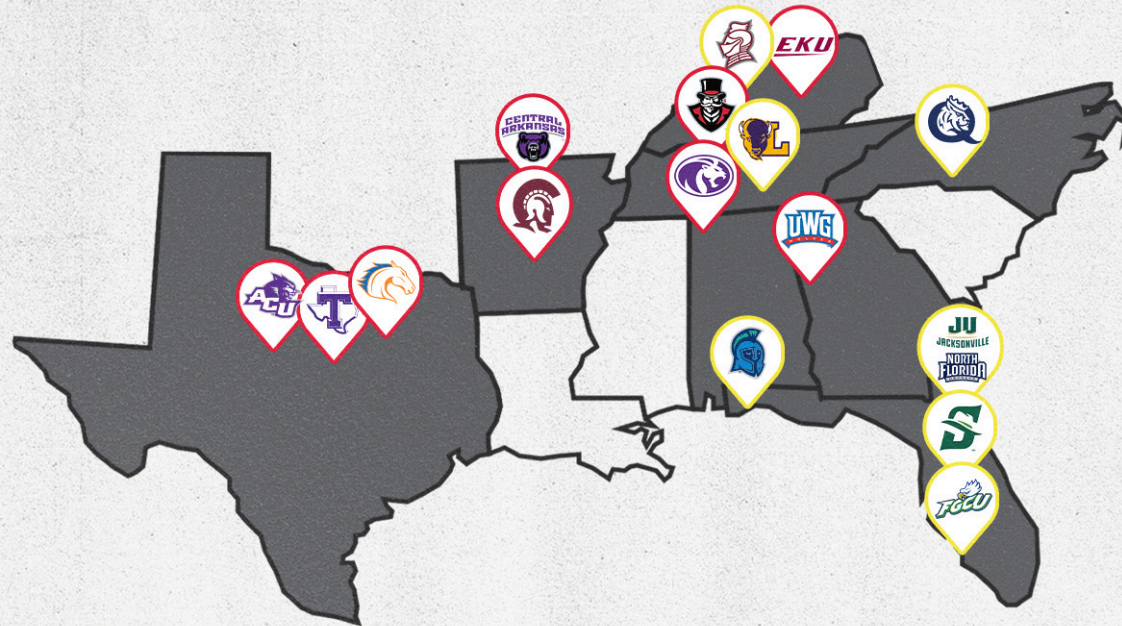
# PRESIDENT'S REPORT

---

COMING JULY 2026



## CONSORTIUM



### United Athletic Conference

Abilene Christian  
Tarleton  
UT – Arlington  
UA – Little Rock  
Central Arkansas  
North Alabama  
Austin Peay  
Eastern Kentucky  
West Georgia

### Atlantic Sun Conference

Bellarmino  
Lipscomb  
Queens  
West Florida  
Jacksonville  
North Florida  
Stetson  
Florida Gulf Coast



ATLANTIC SUN CONFERENCE



UNITED ATHLETIC CONFERENCE

\*WEST FLORIDA WILL COMPETE IN THE UAC AS A FOOTBALL ONLY MEMBER



*The April 10, 2026 APSU Board of Trustees meeting has ended.*

---