

Candidate Profile

The Candidate Profile domain evaluates the provider's ability to recruit a strong, diverse cohort of candidates and prepare them to teach in the content areas of greatest need.

Teachers in 3-Year Cohort: 453

Cohort Members per Year

Year	Value
2020	146
2021	161
2022	146

N-Size: 453

What is this metric?

This metric indicates the number of cohort members in each of the three years included in this report card.

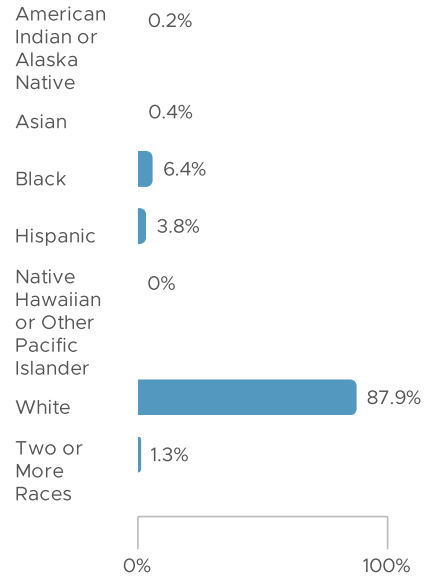
Performance

Does Not Meet Expectations

What does this mean?

"Does Not Meet Expectations" means the provider received less than 50% of possible points. "Meets Expectations" means the provider received 50-74.9% of possible points. "Exceeds Expectations" means the provider received 75% or more of possible points.

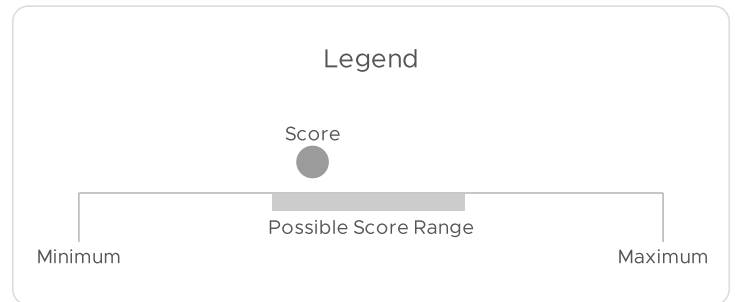
Cohort Members by Race



What does this mean?

This metric shows the racial and ethnic composition of the three-year cohort.

This domain includes two scored metrics.



Percentage of Racially Diverse Cohort Members



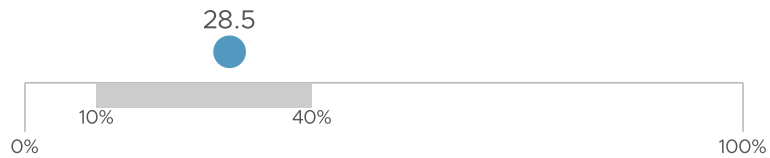
State Average: 16.2

N-Size: 453

What does this mean?

The score of **12.1** earned this EPP **3.47** out of **10** points possible.

Percentage of High-Demand Endorsements



State Average: 29.5

N-Size: 453

What does this mean?

The score of **28.5** earned this EPP **6.16** out of **10** points possible.