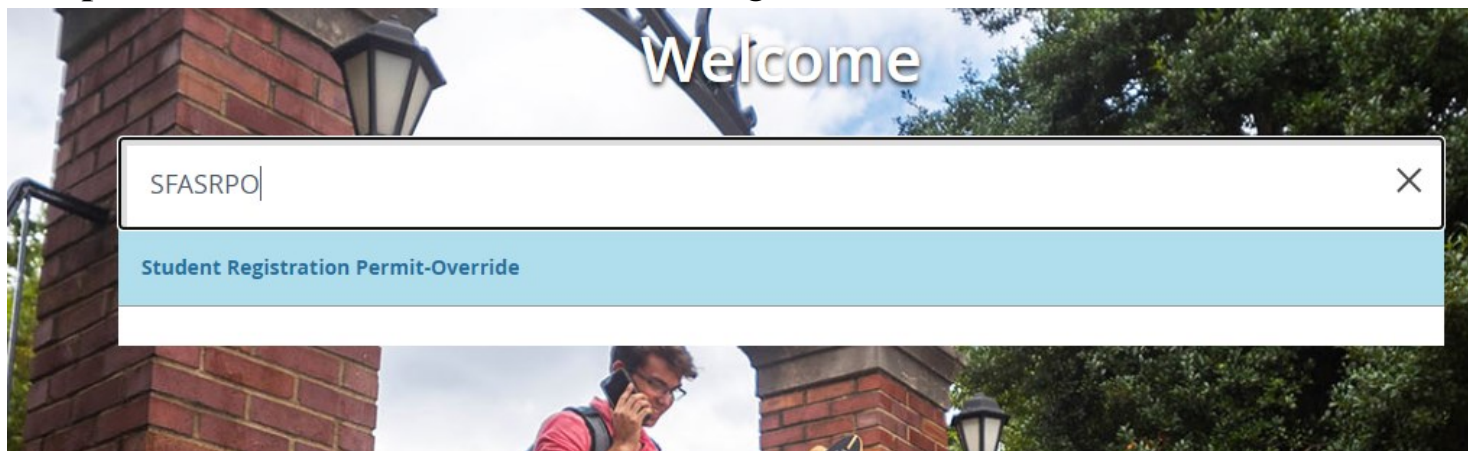


Student Permit Overrides

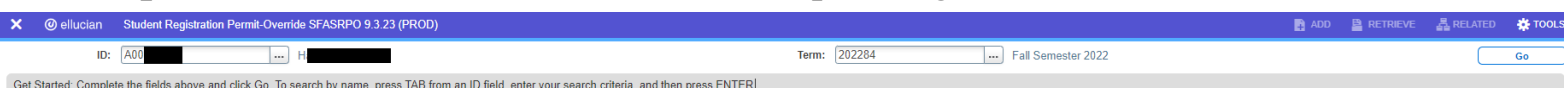
Office of the Registrar

Guide created August 24th, 2022

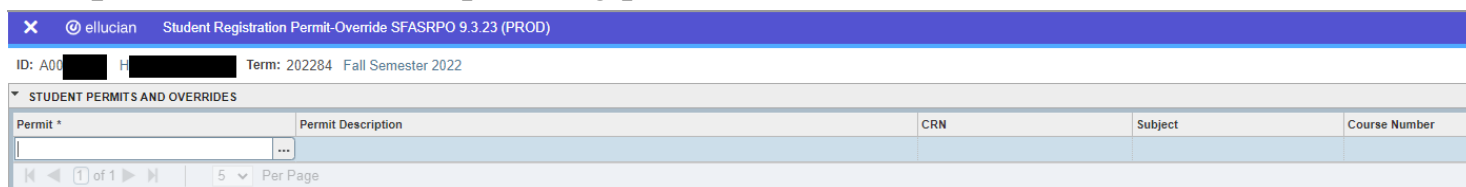
Step 1. Enter the ‘SFASRPO’ Student Registration Permit - Override on Banner



Step 2. Enter the student’s A# and corresponding ‘Term’ for the Permit to be active



Step 3. Enter the corresponding permit code and CRN for the course



List of Permits Available for Different Restrictions

CAP—Override Set Course Capacity Error

CLAS—Override Class Restriction Error

COLLEGE—Override College Restriction Error

CORQ—Override Corequisite Restriction Error

DEPT—Override Department Restriction Error

LEVEL—Override Student Level Restriction Error

MAJOR—Override Major Restriction Error

PREQ—Override Prerequisite Restriction Error

PRGRM—Override Program Restriction Error

RODP—Override RODP Courses Restriction Error

SPEC—Override Instructor Perm. Approval Error

STUATTR—Override Student Attribute Restriction Error

TIME—Override Time Conflict Restriction Error