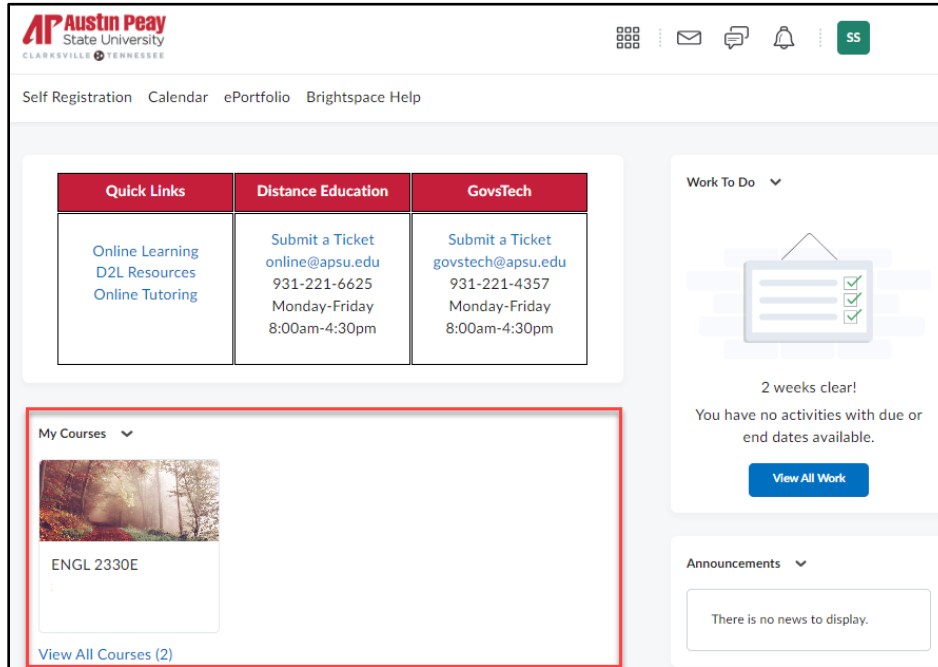


Distance Education

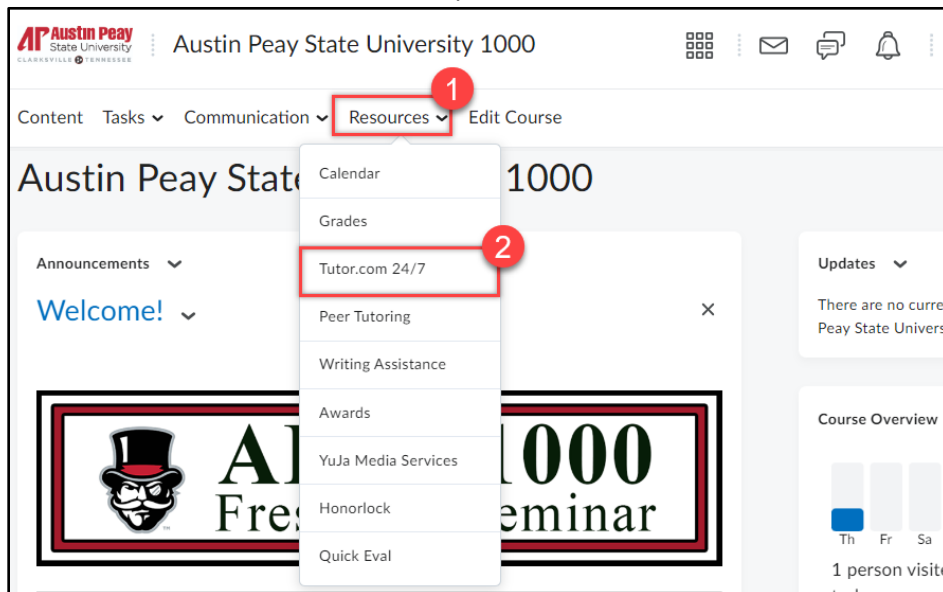
Accessing Tutor.com: Student Guide

These steps can be followed using a web browser on a computer or mobile device. The Tutor.com app will not work for APSU users because our institution is using single sign-on. You must access the service through D2L.

1. Log into D2L through **AP OneStop (opens new window)**.
2. On the D2L landing page, select the course for which you are seeking tutoring.

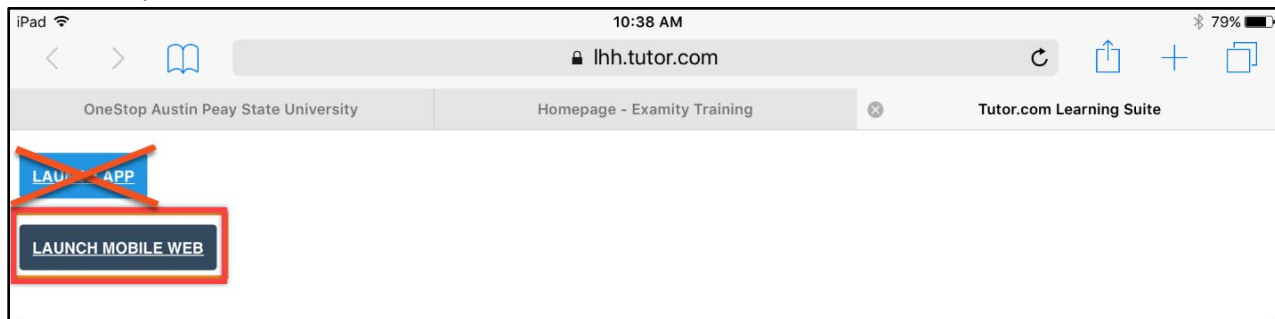


3. Once inside the course, select "Resources" on the navigation bar.
4. Select "Tutor.com 24/7" from the drop-down list.

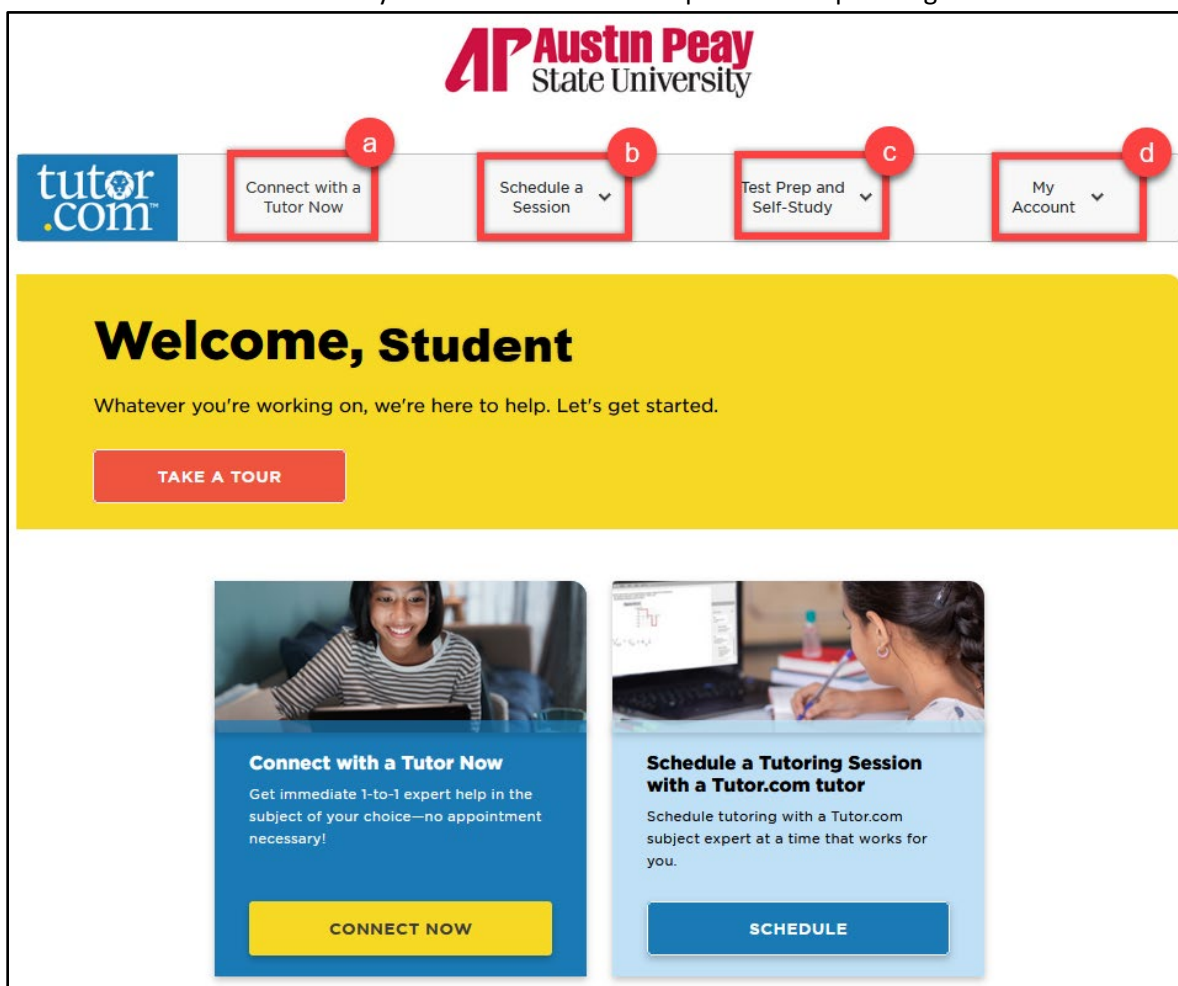


Distance Education

Mobile Users: If you are trying to access the online tutoring service on a mobile web browser you will also be asked how you want to launch the service, select "LAUNCH MOBILE WEB." Do not use "LAUNCH APP".



5. You are now on the Tutor.com landing page. In addition to taking a tour of the platform, you can:
- Connect with a tutor for a live session
 - Schedule a tutoring session in advance
 - Access practice quizzes and resources
 - View all information related to your account such as completed and upcoming sessions



Distance Education

6. Click “Connect with a Tutor now” to fill in the quick pre-session questionnaire for a live session.
 - a. If you need to change the language to Spanish, you can do so with the language drop-down menu.
 - b. Select your topic of interest from the “Topic” drop-down list.
 - c. Select a specific subject or subtopic using the “Subject” drop-down list.
 - d. Choose if you want to communicate with a tutor via “Chat Only” or “Chat with Voice”.
 - e. Use the “Question” field to type in the question or problem for which you need support. For example, in a business course, you may state, “I need assistance with balancing ledgers.”
 - f. You can also attach a file.
 - g. Click the “SUBMIT” button to get started.

AP Austin Peay
State University

tutor.com

Connect with a Tutor Now

Schedule a Session

Test Prep and Self-Study

My Account

Connect with a Tutor Now

If you are running low on online tutoring hours, please contact Blaire Hodge-Woodring in the Learning Resource Center at woodringb@apsu.edu. In addition to online tutoring, APSU offers other resources for our students including [free peer tutoring](#) and free support through the [Writing Center](#) which provides in-person and online paper review and writing support. Check out additional resources for [current APSU students](#).

Get a [tour](#) of Tutor.com!

You have 10 hours remaining. this semester. Your time will refresh next semester.

What do you need help with today?

Please take a moment to review our [Honor Code](#).

Topic **b**

Select a Topic

Subject **c**

Select a Subtopic

☒ Chat Only ☐ Chat with Voice **d**

Question

Enter your question here... **e**

[Attach a File](#) **f**


SUBMIT **g**

IMPORTANT: If your course is not listed as a Subject option above, Tutor.com does not provide online tutoring for it at this time. Please consider other resources like the ones listed above as well as reaching out to your instructor, finding a study partner, or forming a study group.

Distance Education


7. It may take a few moments to load, but once it does, you will be connected with a tutor.

Connecting to your **Subject** tutor now...




What happens next?

Stay on this page to keep your place in line!
You'll be matched with the next available tutor.




1. Connect with a tutor.

Stand by to connect to one of our expert tutors shortly! We respond to requests in the order in which they are received.



2. Utilize all the online tools you need.

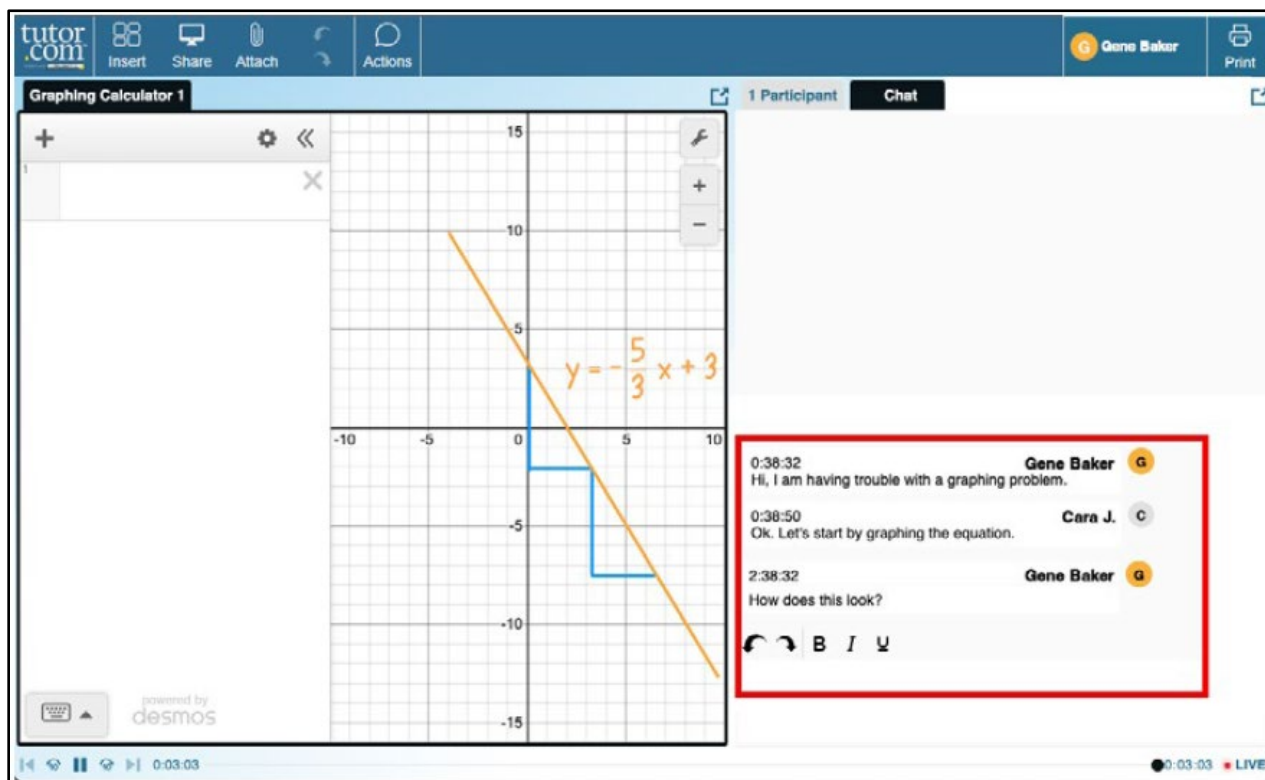
You'll communicate with your tutor in our online classroom, where you can work on a whiteboard, use tools like a graphing calculator, and share files with your tutor as you work through your questions.



3. Get the expert help you need.

Your tutor will provide encouraging help so you gain confidence and understanding—for whatever you're working on.

8. It's tutoring time! If this is your first tutoring session, feel free to ask your tutor any questions about the Tutor.com classroom.



The screenshot shows the Tutor.com interface. On the left is a Desmos graphing calculator with the equation $y = -\frac{5}{3}x + 3$ graphed. On the right is a chat window with the following messages:

- 0:38:32 **Gene Baker** (G): Hi, I am having trouble with a graphing problem.
- 0:38:50 **Cara J.** (C): Ok. Let's start by graphing the equation.
- 2:38:32 **Gene Baker** (G): How does this look?

The chat window also shows formatting options: **B** (bold), *I* (italic), and U (underline).