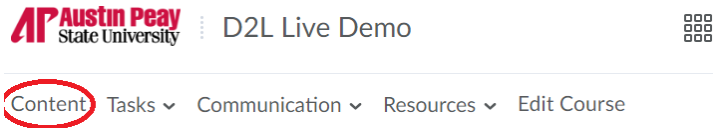
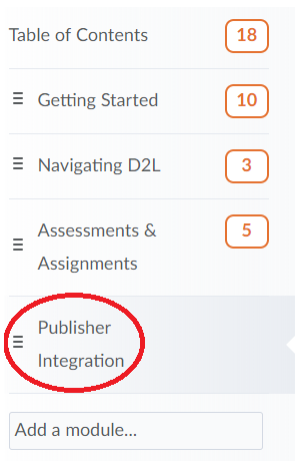


# How to Add McGraw-Hill Connect Resources to Your D2L Course

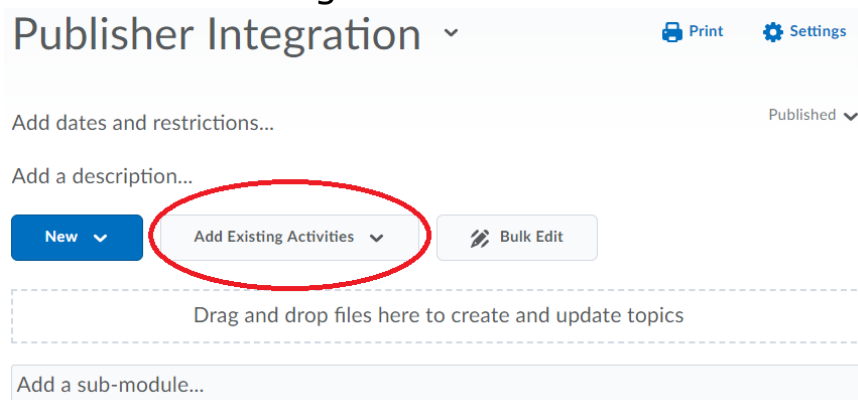
## Enter your course in D2L and click Content



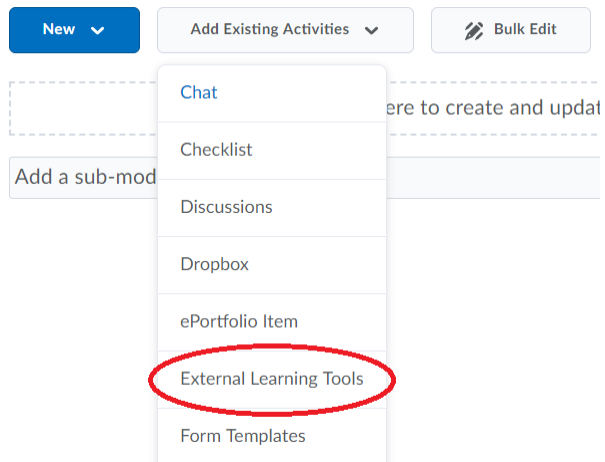
## Locate the module where you would like to place the link



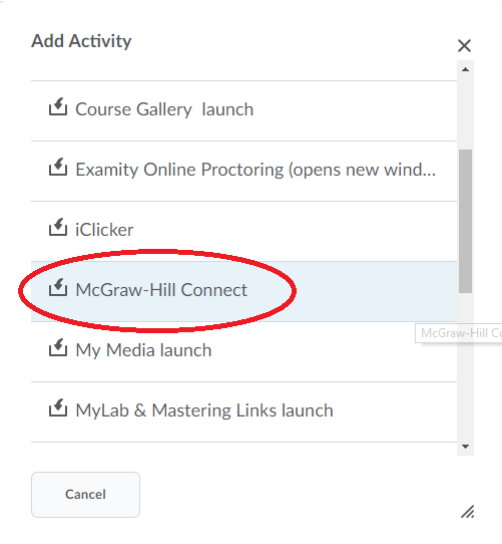
## Click Add Existing Activities



## Select External Learning Tools



## Click McGraw-Hill Connect



# You have now added a link to McGraw-Hill Connect to your course

## Publisher Integration ▼

 Print

 Settings

Add dates and restrictions...

Published ▼


Add a description...

New ▼

Add Existing Activities ▼

 Bulk Edit

☰ McGraw-Hill Connect ▼

 External Learning Tool



Add a sub-module...