

Removing the Cap on Student Tuition

Presentation to the Senate Education
Committee

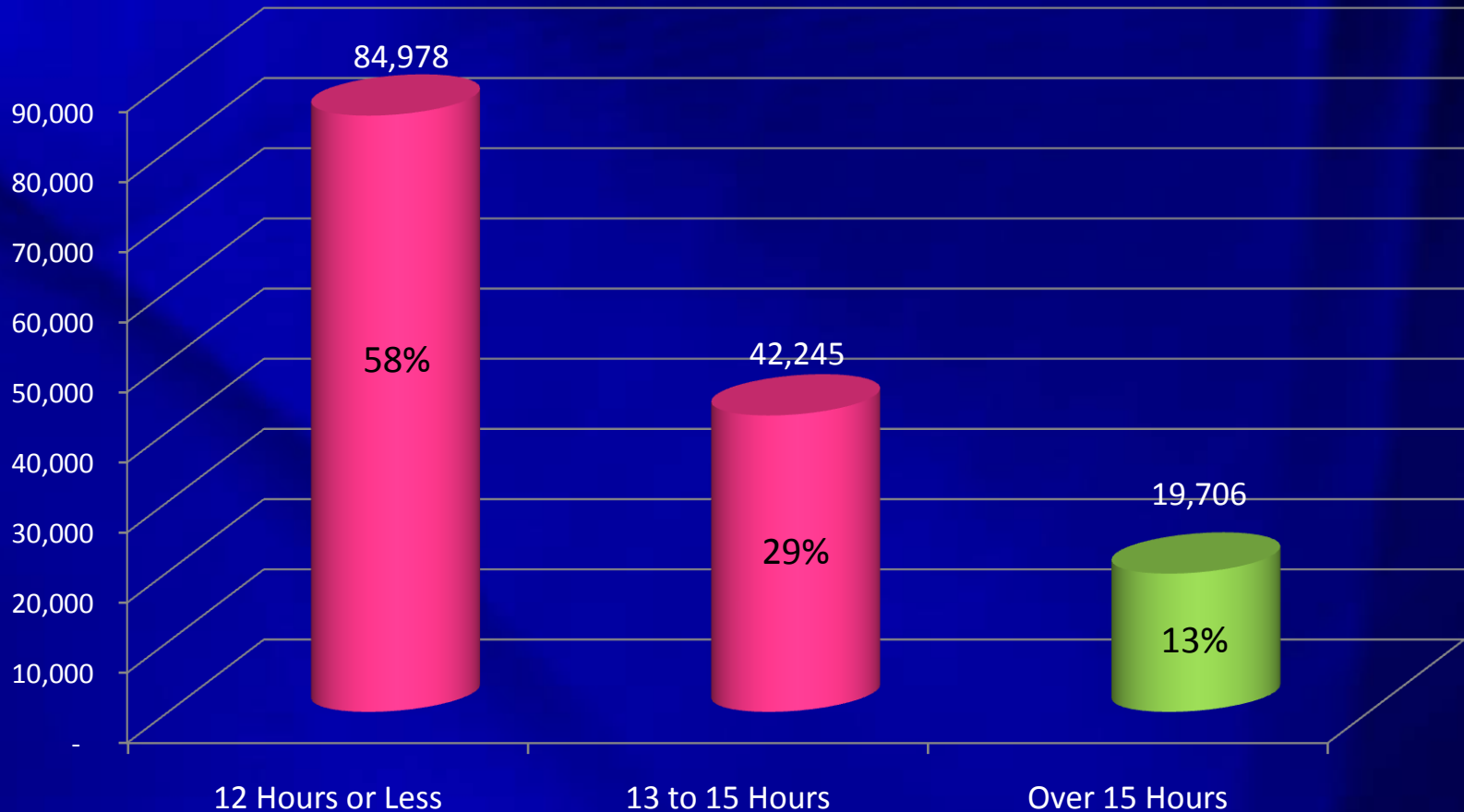
March 17, 2009

What We Have Done to Date

- During the current year, TBR institutions charge by the hour up to 12 hours after which point additional hours have no cost.
- In December our Board removed the 12 hour cap on tuition, but took no actions regarding cost.
- We have not set the per hour charge for the next year and will not until the June Board meeting.

Headcount by Hours Enrolled

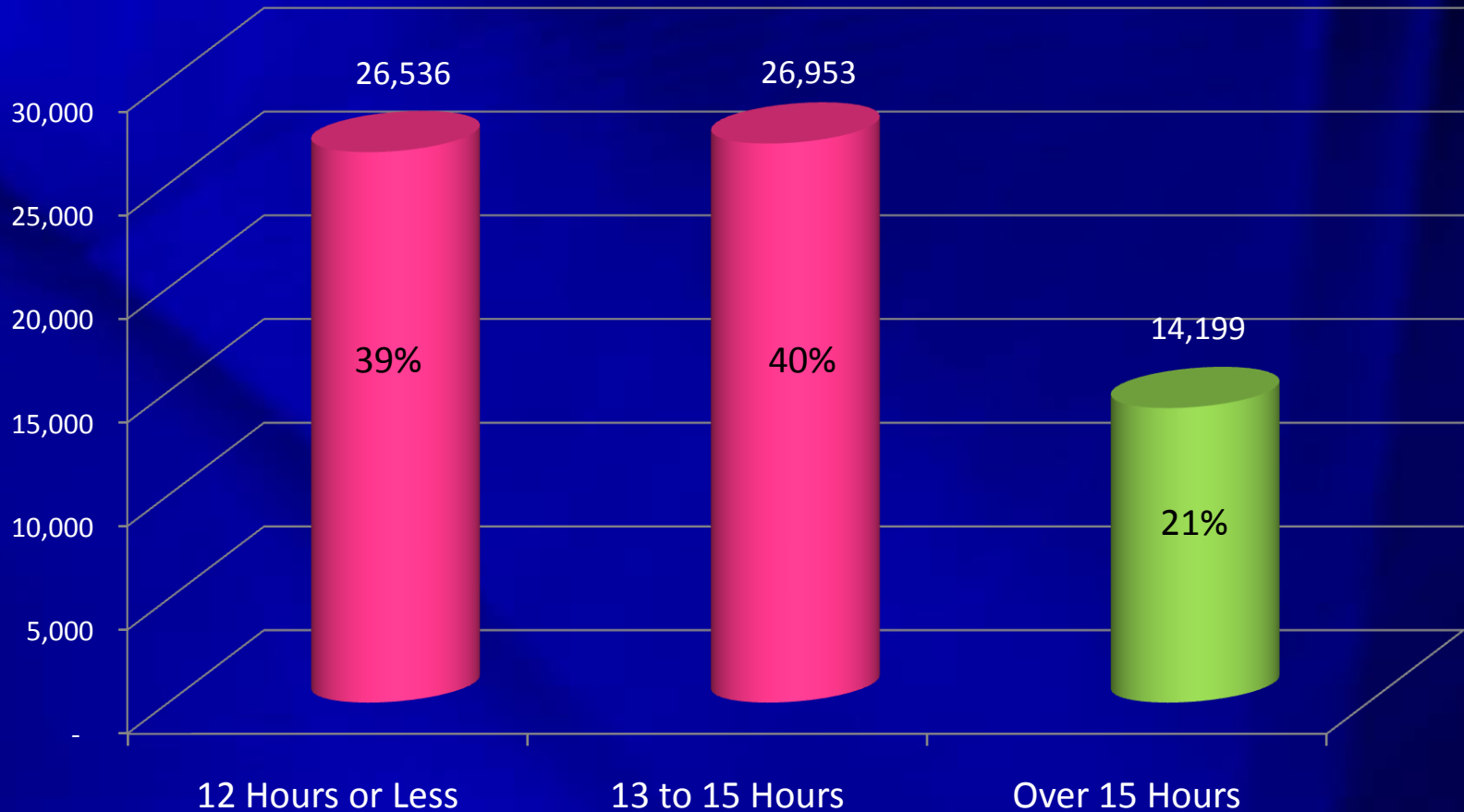
at TBR Universities and Community Colleges



At our institutions, most of our students carry 15 or fewer hours. Only 13% carry 16 or more Hours.

Headcount by Hours Enrolled

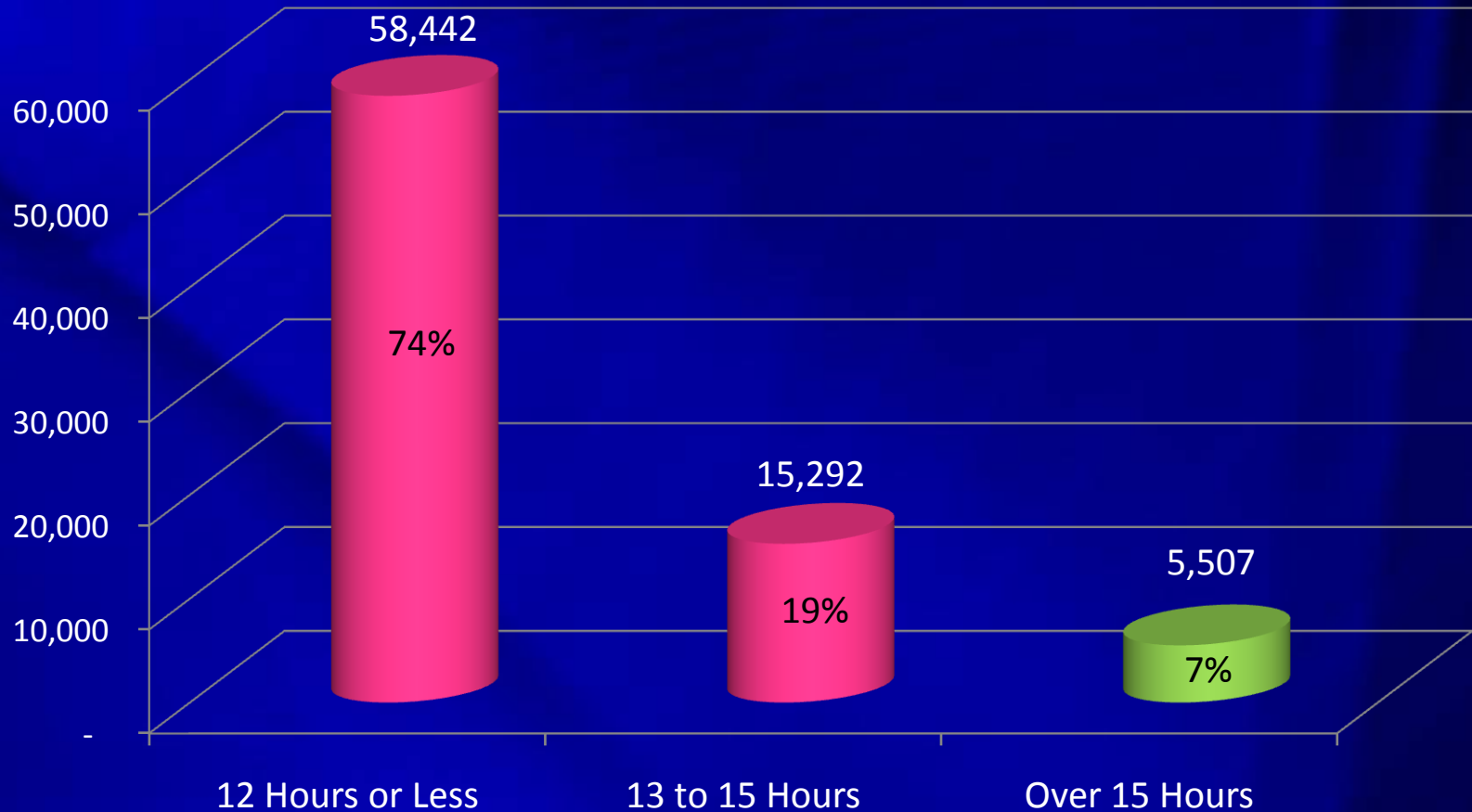
at TBR Universities



At our universities, most of our students carry between 12 and 15 hours. Only 21% carry 16 or more Hours.

Headcount by Hours Enrolled

at TBR Community Colleges



At community colleges most students carry less than 12 hours. Only 7% carry 16 or more hours.

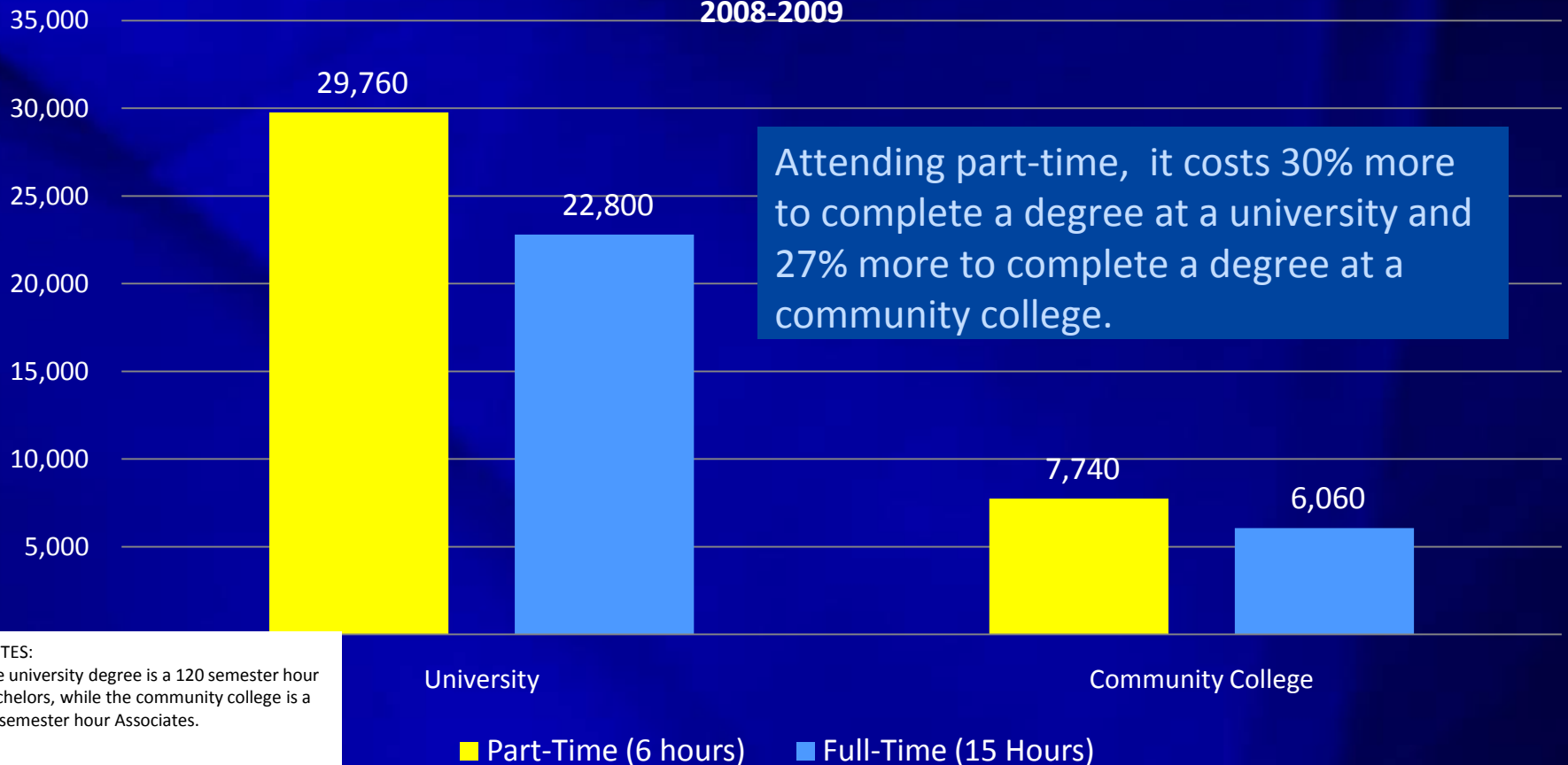
Why Remove the Cap?

- Begin to address the inequity in the cost of higher education for full-time and part-time students.
- Increase the efficiency of our system by:
 - Adding an incentive for students to pursue their degrees in an efficient manner.
 - Creating a disincentive for “shopping” courses.

The Cost* of a Degree

The Difference in the Cost of a Degree at Universities and Community Colleges for Full-Time and Part-Time Students

2008-2009



*Includes Maintenance (Tuition) and Mandatory Fees.

The Cost of a Degree

Effects of an Increase in Maintenance Fees						
THEC Fee Guidance		5%		7%		
Students Impacted	% of Students	Percent Increase	Dollar Increase	Percent Increase	Dollar Increase	
90% Discount for Hours Over 12						
Students carrying 6 hours	12,882	19.0%	0.0%	-	2.0%	24
Students carrying 12 Hours	13,654	20.2%	5.0%	117	9.0%	165
Students carrying 15 Hours	26,953	39.8%	8.0%	174	10.0%	222
Students carrying 18 Hours	14,199	21.0%	11.0%	231	13.0%	279
<i>Hourly Rate 12 Hours & Below</i>				189	193	
<i>Hourly Rate Above 12 Hours</i>				19	19	
Current Practice						
Students carrying 6 hours	12,882	19.0%	5.0%	54	7.0%	78
Students carrying 12 Hours	13,654	20.2%	5.0%	108	7.0%	151
Students carrying 15 Hours	26,953	39.8%	5.0%	108	7.0%	151
Students carrying 18 Hours	14,199	21.0%	5.0%	108	7.0%	151
<i>Hourly Rate 12 Hours & Below</i>				198	202	
<i>Hourly Rate Above 12 Hours</i>				-	-	

Next Steps

- Review the Impact of the Governor's Budget
 - State Appropriations
 - Federal Stimulus Funding
- Relate Governor's Budget to the Realignment Plans at the Institutions